Innovation, Value, Teamwork
invt
www.invt.com

www.electroshaili.com Electro Shaili الکتروشایلی

## Installation dimension

### 1. Inverter dimensions

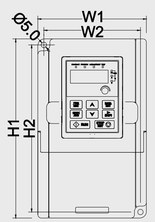


| Model | | W1 (mm) | W2 (mm) | H1 (mm) | H2 (mm) | D (mm) |
|---|---|---|---|---|---|---|
| Single-phase 220V | GD10-0R2G-S2-B | 85 | 75 | 140 | 132 | 134.2 |
| | GD10-0R4G-S2-B | | | | | |
| | GD10-0R7G-S2-B | 85 | 75 | 140 | 132 | 153.2 |
| | GD10-1R5G-S2-B | 100 | 89 | 165 | 154 | 153.2 |
| | GD10-2R2G-S2-B | | | | | |
| Three-phase 220V | GD10-0R2G-2-B | 85 | 75 | 140 | 132 | 134.2 |
| | GD10-0R4G-2-B | | | | | |
| | GD10-0R7G-2-B | 85 | 75 | 140 | 132 | 153.2 |
| | GD10-1R5G-2-B | 100 | 89 | 165 | 154 | 153.2 |
| | GD10-2R2G-2-B | | | | | |
| Three-phase 380V | GD10-0R7G-4-B | 100 | 89 | 165 | 154 | 153.2 |

### 2. External keypad installation

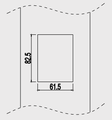


Installation bracket

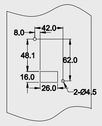


Installation of keypad screw

(unit: mm)

# Goodrive10 inverters

Innovation, Value, Teamwork



invt
SHENZHEN INVT ELECTRIC CO., LTD.
Service line:86-755-86312859 E-mail:overseas@invt.com.cn
No. 4 Building, Gaofa Scientific Industrial Park, Longjing, Nanshan District, Shenzhen, China

Electric Drive: ■ Frequency Inverter ■ Intelligent Elevator Control System ■ Traction Drive
Industrial control: ■ Servo & Motion Control ■ Motor & Electric Spindle ■ PLC ■ HMI
New energy: ■ SVG ■ Solar Inverter ■ UPS ■ Online Energy Management System

INVT Copyright.
Information may be subject to change without notice during product improving.

201212 (V1.1)

www.electroshaili.ir ۰۲۱-۶۶۳۴۶۷۱۴ ۰۹۱۲-۶۳۹۸۹۶۱ ۰۹۱۰-۷۲۴۹۰۷۴ ۰۲۱-۶۶۱۷۰۰۶۲-۵ ۰۲۱-۹۲۰۰۶۶۱۷ (ده خط)

invt
www.invt.com

## Brief introduction of Goodrive10 inverters

Goodrive10 Series mini-economy inverters are designed for the small-power OEM application market. With The function of vectorization V/f control and PID function, multi- step speed, DC braking and Modbus communication and so on, the inverter has more advantages but occupied less installation space.

## Advantages

### 1. V/f control



FWD/REV current waveform with full load at 50Hz

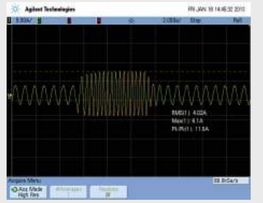

Current waveform in sudden acceleration/deceleration at 0.5Hz

### 2. Natural cooling(for the applications with cotton and dust)



Remarks:
1. Natural cooling: single phase or three phase 220V 0.2-0.75kW.
2. Air forced cooling: single phase or three phase 220V 1.5-2.2kW, three phase 380V 0.75-2.2kW.

### 3. Mini structure, less installation space )



GD100-2R2-4 GD10-2R2-4

www.electroshaili.com Electro Shaili الکتروشایلی



## 4. Standard potentiometer and external LED keypad





Remarks:
Optional installation bracket is needed when install external keypad.

## 5. Follow IEC GB standards, and meet the testing requirements of CE certification

## 6. Various function setting

（1）Standard Modbus communication
（2）Built-in PID
（3）16 steps multi-step speed control
（4）Flexible V/f curve setting
（5）Multi-function I/O terminal(the delay time can be set)
（6）Fault protection at overcurrent, overvoltage, undervoltage, overtemperature and overload with detailed fault information
（7）DC braking, flux braking and resistor dynamic braking
（8）Overcurrent and overvoltage stall, stronger load adaptability

## Technical specifications

| Function | Specification |
|---|---|
| Input voltage (V) | Single phase 220(-15%)~240(+10%)<br>Three phase 220(-15%)~240(+10%)<br>Three phase 380(-15%)~440(+10%) |
| Input frequency (Hz) | 50Hz or 60Hz Allowed range: 47~63Hz |
| Output voltage (V) | Equal to input voltage with the deviation of less than 5% |
| Output frequency (Hz) | 50Hz/60Hz, Fluctuation range: ±5% |
| Control mode | V/f |
| Maximum output frequency | 400Hz |
| Adjustable-speed ratio | 1:100 |
| Overload capability | 150% of rated current: 1 minute, 180% of rated current: 10 seconds,<br>200% of rated current: 1 second |
| Terminal analog input esolution | ≤20mV |
| Terminal switch input esolution | ≤2ms |
| Analog input/output | 1 input 0~10V/0~20mA; 1 output 0~10V/0~20mA |
| Digital input/output | 5 common input, 1 Y output (commonly used with digital output) and 1 rogrammable relay output |
| Communication | 485 communication |
| Mountable method | Wall mountable |
| Temperature of the running environment | -10~50℃, derate above 40℃ |
| Cooling | Single/three-phase 220V 0.2-0.75kW natural cooling |
| | Single/three-phase 220V 1.5-2.2kW, three-phase 380V 0.75-2.2kW |
| Fault protections | Overcurrent, overvoltage, undervoltage, overtemperature, overload and other protections |
| Braking unit | Only standard for GD10-B |

## Applications:

Packaging machinery, food machinery, textile machinery, centrifuge, engraving machine, and cutting machine, etc.

## Standard wiring

### Wiring diagram of main circuit

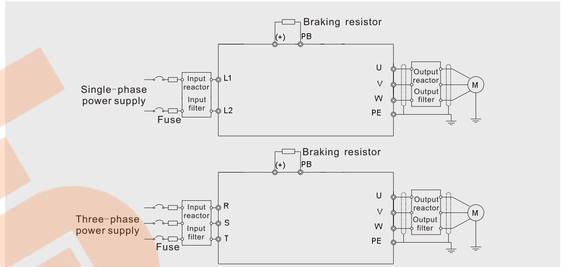


### Wiring diagram of control circuit

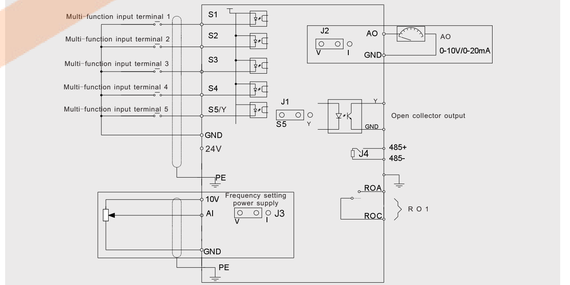


## Standard wiring

### Wiring diagram of main circuit

**GD10 – 2R2G – 4 - B**

① ② ③ ④

| Field identification | Sign | Detailed description of the sign | Detailed content |
|---|---|---|---|
| Abbreviation | ① | Product abbreviation | Goodrive10 is shorted for GD10 |
| Rated power | ② | Power range + Load type | 2R2-2.2kW |
| | | | GC onstant torque load |
| Voltage degree | ③ | Voltage degree | 4:three-phase 380V<br>2: three-phase 220V<br>S2: single-phase 220V |
| Lot No. | ④ | Lot No. | Default: No braking unit |
| | | | B: Built-in braking unit |

### Rated specifications

| Model | | Output power(kW) | Input current(A) | Output current (A) |
|---|---|---|---|---|
| Single-phase 230V | GD10-0R2G-S2-B | 0.2 | 4.9 | 1.6 |
| | GD10-0R4G-S2-B | 0.4 | 6.5 | 2.5 |
| | GD10-0R7G-S2-B | 0.75 | 9.3 | 4.2 |
| | GD10-1R5G-S2-B | 1.5 | 15.7 | 7.5 |
| | GD10-2R2G-S2-B | 2.2 | 24 | 10 |
| Three-phase 230V | GD10-0R2G-2-B | 0.2 | 1.9 | 1.6 |
| | GD10-0R4G-2-B | 0.4 | 2.7 | 2.5 |
| | GD10-0R7G-2-B | 0.75 | 4.9 | 4.2 |
| | GD10-1R5G-2-B | 1.5 | 9 | 7.5 |
| | GD10-2R2G-2-B | 2.2 | 15 | 10 |
| Three-phase 400V | GD10-0R7G-4-B | 0.75 | 3.2 | 2.5 |
| | GD10-1R5G-4-B | 1.5 | 4.3 | 4.2 |
| | GD10-2R2G-4-B | 2.2 | 7.1 | 5.5 |

www.electroshaili.ir ۰۲۱-۶۶۳۴۶۷۱۴ ۰۹۱۲-۶۳۹۸۹۶۱ ۰۹۱۰-۷۲۴۹۰۷۴ ۰۲۱-۶۶۱۷۰۰۶۲-۵ ۰۲۱-۹۲۰۰۶۶۱۷ (ده خط)